

CHANDELIERS FROM BOHEMIA



Symbiosa

Symbiosa represents a relationship, or coexistence, in this case a mutually beneficial combination of traditional styles in the development of domestic chandelier components. This creates an unconventional lighting fixture with a classic appearance united by crystal elements.



SYMBIOSA 01-CH-WG+KW-SB-CE-LSW | 2000x1900 mm | 48xE14



SYMBIOSA 02-CH-WG+KW-SB-CE-LSW | 1100x1050 mm | 30xE14



SYMBIOSA 01-TL-WG+KW-SB-CE | 500x510 | 3xE14

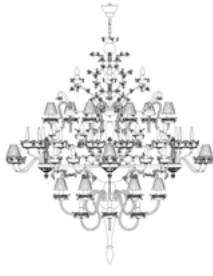





SYMBIOSA 01-WL-WG+KW-SB-CE-LSW | 420x240x340 mm | 5xE14








Chandelier	Certification	Dimension (mm)	Sources	Weight (kg)	Carton (mm)
	SYMBIOSA 01-CH-WG +KW-SB-CE-LSW	11-48	2000x1900	48x E14	100 1050x1050x400 P 820x820x600 B
	SYMBIOSA 02-CH-WG +KW-SB-CE-LSW	11-30	1100x1050	30x E14	50 700x700x600
	SYMBIOSA 01-WL-WG +KW-SB-CE-LSW	3-03	420x240x340	5x E14	4 465x310x210
	SYMBIOSA 01-TL-WG +KW-SB-CE	3-03	500x510	3x E14	8 430x360x280

SURFACE FINISHES OPTIONS



TEXTILE SHADES OPTIONS





ARTGLASS

CHANDELIERS FROM BOHEMIA

ARTGLASS s.r.o.

Smetanova 1659/42, 466 01 Jablonec nad Nisou

sales@artglass.cz

+420 483 369 111, +420 483 369 113

CZECH REPUBLIC

WWW.ARTGLASS.CZ